

## Research article

The growth feature of pike, *Esox lucius* L., 1758 inhabiting Lake LadikOkan YAZICIOĞLU<sup>1,\*</sup>, Savaş YILMAZ<sup>2</sup>, Nazmi POLAT<sup>2</sup><sup>1</sup>Kırşehir Ahi Evran University, Technical Vocational Schools of Higher Education, Plant and Animal Production Department, Kırşehir, Turkey<sup>2</sup>Biology Department, Faculty of Sciences, Ondokuz Mayıs University, Atakum, Samsun, Türkiye

\*Corresponding author e-mail: oknyzcoğlu@gmail.com

**Abstract:** In this study, some growth parameters such as age, growth, length-weight relationships (LWR) condition factor (CF), and length-length relationships (LLR) of *Esox lucius* individuals were examined in Lake Ladik. Maximum age observed was 6 years in samples. The fork length and weight of specimens ranged 25.5-70.5 cm and 115.2-3174 g, respectively. The von Bertalanffy growth parameters (VBGE) were estimated as  $L_{\infty} = 97.57$  cm,  $k = 0.15$ ,  $t_0 = -0.76$ ,  $W_{\infty} = 8492.32$  g for females and  $L_{\infty} = 65.31$  cm,  $k = 0.30$ ,  $t_0 = -0.32$ ,  $W_{\infty} = 8593.90$  g for males. Length-weight relationships (LWR) for female and male samples were found as  $W = 0.0039 FL^{3.189}$  and  $W = 0.0031 FL^{3.246}$ , respectively. LWRs indicated a positive allometric growth in female, male and all samples. The mean condition factor value (CF) was computed 0.785 for females and 0.767 for males. CF values showed an upward trend with reference to age and length groups in both sexes. All length-length relationships were statistically significant. The outcomes on growth characteristics in pike is the first data for Lake Ladik. Also, we found that the pike exhibits good development in this habitat.

**Keywords:** Growth parameters, *Esox lucius*, Lake Ladik, length-weight relationships

**Citation:** Yazıcıoğlu, O., Yılmaz, S., & Polat, N. (2024). The growth feature of pike, *Esox lucius* L., 1758 inhabiting Lake Ladik. *Acta Biologica Turcica*, 37(1), J4:1-8.

## Introduction

*Esox lucius*, pike a member of the Esocidae which is comprised only one genus *Esox* known for its duck-billed snouts, elongated bodies, and voracious feeding behavior (Grande et al., 2004; Kovalchuk et al., 2017). Pike exhibits a circumpolar distribution in the northern hemisphere (North America, Europe, and Asia) (Grande et al., 2004; Kovalchuk et al., 2017) and it can be found in many different habitats such as rivers, lakes, and weakly saline waters (Craig, 2008). Pike is a very important species both commercial fisheries (Yazıcıoğlu et al., 2018) and in recreational fisheries (Milardi et al., 2014).

Top predators may have strong cascading both negative effects on prey fish abundance (Craig 1996) and cascading effects down to lower trophic levels (Byström et al., 2007). Pike is keystone species cool water habitat, and it is top predatory fish of the food chain (Craig, 2008). Pike population exhibits strong effects in lake ecosystems

what influence fish communities regulating composition as well as abundance and distribution of their prey (Craig, 2008; Alp et al., 2008; Yazıcıoğlu et al., 2018).

The knowledge on the growth characteristics of the keystone species (primarily pike) is very important for fisheries management, fish community, and in terms of the future aquatic habitat. Studies about some growth features of pike, *Esox lucius* were performed in different habitat (Bregazzi end Kennedy, 1980; Altındağ et al., 1999; Roche et al., 1999; Lorenzoni et al., 2002; Çubuk et al., 2005; Žiliukienė ve Žiliukas, 2010; Milardi et al., 2014; Moslemi-Aqdam et al., 2017). However, there is no information on some biological characteristics such as age, growth rate, length-weight relationships, condition factor, and length-length relationships of pike in Lake Ladik. The aim of this study is to reveal on its effects aquatic areas and living fish community by determining

the growth features, population structure and condition of pike.

**Material and Methods**

**Sampling Area**

Lake Ladik which is located on the southwest of Samsun province and between 40°54'20"N to 40°55'16"N, 35°58'53"E to 36°03'2"E has got 10 km far from east of the Ladik district. This lake has 6 m maximum dept, 10 km total surface area, and 867 m altitude (Yazicioglu et al., 2018). The lake located in the tectonic depression of Ladik are classified is eutrophic (Apaydin Yagci et al., 2015).

**Sampling and Laboratory Procedures**

Fish samples were monthly collected from different areas of Lake Ladik from November 2009 to October 2010. The fish were caught using gillnets of various mesh sizes (18, 20, 25-, 30-, 35- and 40-mm knot to knot), trammel nets of various mesh sizes (30, 35, 45, 50, 55, 60, 70, and 80 mm knot to knot) and fyke nets. Total length (TL), fork length (FL) and standard length (SL) of each fish were measured precision ± 0.1 cm, their weights (W) were weighed to ± 0.01 g precision. Sex determination was determined by macroscopic examination of the gonads. The scales were used in age determination (Yazıcıoğlu et al., 2016)

**Growth analyzes**

The von Bertalanffy growth function (VBGE) was used for computing the age-length equation described as  $L_t = L_\infty [1 - e^{-k(t-t_0)}]$  and age-weight equation defined as  $W_t = W_\infty [1 - e^{-k(t-t_0)}]^b$ . In the equations,  $L_t$  is the fork length at age  $t$ ,  $L_\infty$  is the asymptotic length (cm),  $k$  is the body growth coefficient ( $\text{year}^{-1}$ ),  $t_0$  is the theoretical age at zero length (year),  $W_t$  is the body weight at age  $t$ ,  $W_\infty$  is the asymptotic weight (g),  $b$  is power constant of length-weight relationship (Sparre and Venama, 1998). Growth performance index,  $\Phi' = \text{Log } k + 2 \text{ Log } L_\infty$  was used in comparing fish growth (Munro and Pauly, 1983). Whereas the parameters  $L_\infty$ ,  $k$ , and  $t_0$  in growth equation and  $\Phi'$

values are calculated with FISAT II packaged software (Gayanilo et al., 2005), the parameters  $W_\infty$  and  $b$  were obtained from length-weight relationship. The length-weight relationship (LWR) was calculated by the formula  $W = a \times L^b$ , where  $W$  is the body weight (g),  $L$  is the fork length (cm),  $a$  is the intercept, and  $b$  is the slope (Bagenal and Tesch, 1978). The parameters  $a$  and  $b$  of LWR were obtained by linear regression of the transformed equation:  $\text{Log } W = \text{Log } a + b \text{ Log } L$ . The determination coefficient ( $r^2$ ) was used as an indicator of the quality of the linear regression. The Fulton's condition factor was computed using the formula  $CF = 100 W L^{-3}$ , where  $K$  is the Fulton's condition factor (CF),  $W$  is the body weight (g), and  $L$  is the fork length (cm) (Ricker, 1975). In addition, relationships between TL vs FL, FL vs SL, and SL vs TL were determined separately according to females, males, and overall samples.

**Statistical Analyzes**

The differences between mean length and weight values of females and males were checked with Mann-Whitney U test ( $\alpha = 0.05$ ) (Zar, 1999). Length-frequency and weight-frequency distributions of sexes were compared by using Kolmogorov-Smirnov Z test ( $\alpha = 0.05$ ) (Zar, 1999). The student's t-test was used to determine differences between the mean lengths and weights of females and males in the same age groups (Zar, 1999). Whether the growth of fish was isometric ( $b= 3$ ) or allometric ( $b > 3$ ,  $b < 3$ ) was estimated by the student's t-test (Zar, 1999). Difference between condition factor values of females and males were controlled by employing the student's t-test (Zar, 1999).

**Results**

In this study, a total of 204 individuals were examined. The pike population was represented by five age groups, ranging from 2 years to 6 years. Age group III was dominant with 48.53% The second dominant age group was determined as II year with 22.06 % (Table 1).

**Table 1.** Age distribution related to sexes of pike population in Lake Ladik

Age groups	Female		Male		All samples	
	N	%	N	%	N	%
2	27	13.24	18	8.82	45	22.06
3	67	32.84	32	15.69	99	48.53
4	15	7.35	22	10.79	37	18.14
5	7	3.43	9	4.41	16	7.84
6	7	3.43	-	-	7	3.43
<b>Total</b>	<b>123</b>	<b>60.29</b>	<b>81</b>	<b>39.71</b>	<b>204</b>	<b>100</b>

The fork lengths of females ranged from 25.5 to 70.5 cm and the mean fork length was determined as 43.9 cm. The length group of 40.0-44.9 cm was dominant in samples (Figure 1). The fork lengths of male individuals varied between 26.7 and 56.0 cm and the mean fork length was calculated as 41.9 cm. The dominant length group was determined as 40.0-44.9 cm length group for both female and male individuals (Figure 1). The difference between mean fork length values of males and females was not statistically significant (Mann-Whitney U test,  $P > 0.05$ ). It was seen that fork length distributions of sexes were not different from each other (Kolmogorov-Smirnov test,  $Z=0.808$ ,  $P>0.05$ ).

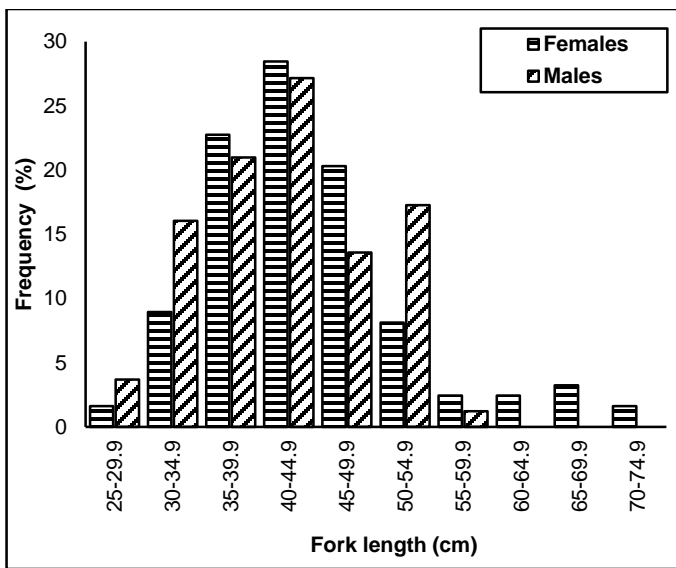


Figure 1. The fork length distribution of pike in Lake Ladik

The body weights of females varied between 115.2 and 3174.0 g, and the mean weight value was obtained as 772.0 g. The most samples were in the 415-714.9 g weight group. It was observed that most female individuals (64.22%) were under 7115 g (Figure 2). The weights of male specimens changed between 127.3 and 1432.0 g, and the average weight was computed as 621.3 g ( $Ss=319.5$ ). The highest number of male fish was in the group of 415-714.9 g. Almost all the male fish (65.43%) were lower than 715 g (Figure 2). The weight distributions of sexes were not different from each other (Kolmogorov-Smirnov test,  $Z=1.029$ ,  $P>0.05$ ).

The mean fork lengths and weights according to age and sex groups were offered in Table 2. It was seen that mean fork lengths and weights of females were greater than males in all age groups. The mean fork lengths and

weights of male and female individuals in the same age group showed statistical differences (t-test,  $P<0.05$ ).

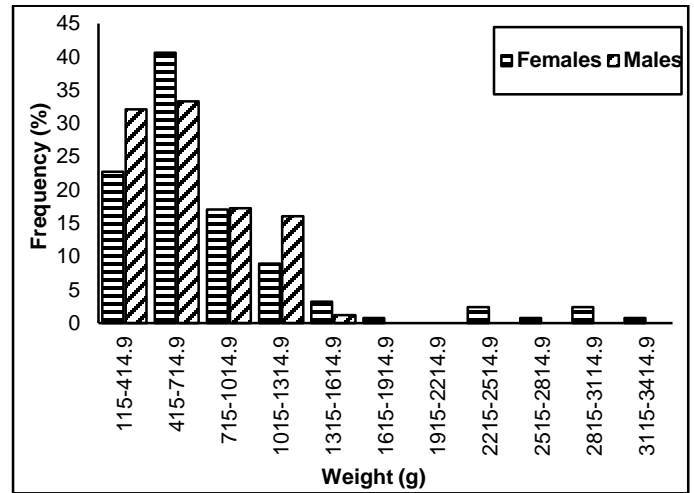


Figure 2. The weight distribution of pike in Lake Ladik

The parameters of the von Bertalanffy growth equations (VBGE) and length-weight relationships (LWR) for male, female and all sample are showed in Table 3. The asymptotic weight ( $W_{\infty}$ ) and length ( $L_{\infty}$ ) values of females were greater than males. The growth performance index ( $\Phi'$ ) values were found as 3.15, 3.11, 3.13 for females, males, and all fish, respectively.

The average value of Fulton's condition factor (CF) was calculated as 0.785 for females, 0.767 for males, and 0.778 for all fish. CF values of sexes were found same as each other ( $P > 0.05$ ). The highest mean CF values of females and males were obtained in 67.5 cm (0.899) and in 57.5 cm (0.815). CF values showed an upward trend with length groups in both sexes (Figure 3).

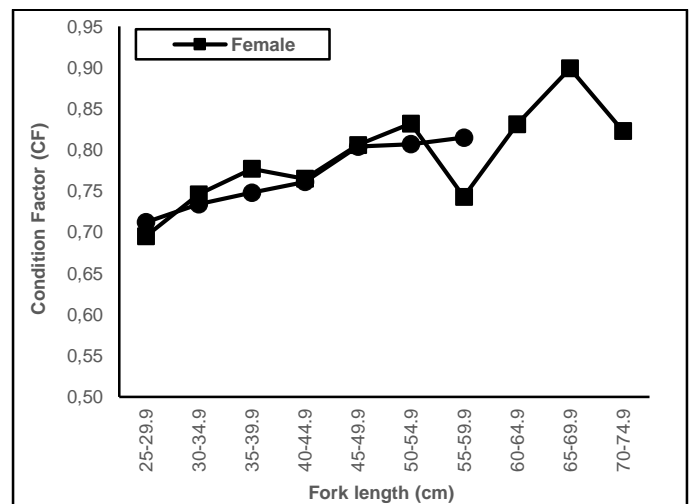


Figure 3. Mean CF values per fork length group for females and males individuals of pike in Lake Ladik

**Table 2.** The mean length and weight values according to sex and age groups in pike from Lake Ladik n: sample size, Min: minimum, Max: maximum, Se: standart error

Sex	Age group	n	Fork length (cm)		Body weight (g)	
			Min-Max	Mean+Se	Min-Max	Mean+Se
Female	II	27	25.5-43.3	35.9±0.84	115.2-652.0	366.00±27.00
	III	67	34.6-52.6	42.0±0.44	300.0-1226.96	587.25±20.10
	IV	15	45.3-54.5	49.6±0.73	707.66-1379.41	1027.12±46.40
	V	7	52.7-66.9	59.1±2.02	1115.57-2461.03	1666.81±187.00
	VI	7	58.8-70.5	66.9±1.68	1610.0-3174.0	2665.44±158.00
Male	II	18	26.7-35.9	32.9±0.59	127.32-338.00	263.80±13.50
	III	32	34.5-47.3	40.4±0.51	260.0-862.0	506.60±23.20
	IV	22	40.9-53.2	47.3±0.74	465.44-1222.0	862.04±43.90
	V	9	50.1-56.0	52.3±0.59	1054.21-1432.0	1156.02±40.50
All samples	II	45	25.5-43.3	34.7±0.60	115.2-652.0	325.12±18.50
	III	99	34.5-52.6	41.4±0.35	260.0-1226.96	561.18±16.00
	IV	37	40.9-54.5	48.3±0.56	465.44-1379.41	928.63±34.50
	V	16	50.1-66.9	55.2±1.58	1054.21-2461.03	1379.49±104.00
	VI	7	58.8-70.5	66.9±1.68	1610.0-3174.0	2665.44±158.00

**Table 3.** The parametrs of the von Bertalanffy growth equation (VBGE) and length-weight relationships (LWR) of pike in Lake Ladik.

Sex	N	VBGE			LWR				
		$L_{\infty}$ (cm)	$W_{\infty}$ (g)	$k$ (yil <sup>-1</sup> )	$t_0$ (yil)	$\Phi'$	a	b	r <sup>2</sup>
Female	123	97.57	8492.32	0.15	-0.76	3.15	0.0039	3.186	0.981
Male	81	65.31	2414.27	0.30	-0.32	3.11	0.0031	3.246	0.979
All samples	204	97.74	8593.90	0.14	-1.02	3.13	0.0035	3.211	0.980

The length-length relationships between total length, fork length and standard length were presented in Table 4. The coefficient of determination of females, males, and

overall samples were greater than 0.997 (Table 4) and highly significant ( $P < 0.001$ ).

**Table 4.** Length-length relation parameters between total, fork and standard length of pike in Lake Ladik

Sex	n	Equations	a	b	r <sup>2</sup>
Females	123	TL = a + b FL	0.439	1.04	0.999
		FL = a + b SL	0.362	1.06	0.999
		SL = a + b TL	-0.641	0.90	0.998
		TL = a + b FL	0.100	1.05	0.998
Males	81	FL = a + b SL	0.456	1.06	0.998
		SL = a + b TL	-0.396	0.89	0.998
		TL = a + b FL	0.370	1.05	0.999
All samples	204	FL = a + b SL	0.426	1.06	0.998
		SL = a + b TL	-0.629	0.90	0.998

## Discussions

In this study, ages of northern pike were ranged from 2 to 6. The absence of 0 and 1 age groups in the sample is probably due to gill net's selectivity and equipment used in hunting. In both sexes, 3-year old individuals were dominant. The population of northern pike inhabiting Lake Ladik was consist of young individuals. In studies conducted by different researchers, age distribution ranged from 0 to 12 years, and it is generally observed that female individuals have more long life than male individuals (Bregazzi and Kennedy, 1980; Aksun, 1987; Karabatak, 1993; Avian et al., 1998; Roche et al., 1999; Altındağ et al., 1999; Çubuk et al., 2005; Epler et al., 2008;

Žiliukienė and Žiliukas, 2010; Benzer and Benzer 2016; Moslemi-Aqdam et al., 2017). Also, Casselman (1996) stated that pike can live up to 30 years of age. The length and weight distributions of *Esox lucius* samples captured from Ladik Lake coincide with most studies conducted in other habitats. In this study, female individuals in the same age group seem to have larger length and weight than male. Similar results were obtained in different habitats (Kipling, 1983; Neumann et al., 1994; Margenau et al., 1998; Çubuk et al., 2005; Benzer and Benzer, 2016; Moslemi-Aqdam et al., 2017). In terms of average weight, it is noteworthy that females are heavier than males, especially at later ages. Doyon et al. (1988) reported that

females of the same size in pike populations were approximately 9% heavier than males. This is thought to be caused by changes in latitude differences and, consequently, ecological characteristics of habitats. In our study, the  $L_{\infty}$  (97.57) value of the females was larger than the males (65.31). In contrast, the value of  $k$  is higher in males than in females. In studies on many fish populations, it has been reported that the high parameter of the  $L_{\infty}$  value is low or vice versa (Erkoyuncu, 1995). It was reported that the  $L_{\infty}$  value of the females was larger than the males, while the  $k$  value was smaller than males in different studies (Kipling, 1983; Persson et al., 2006; Benzer and Benzer, 2016; Moslemi-Aqdam et al., 2017). According to this result, it can be said that male individuals reached  $L_{\infty}$  value faster than females. Such a result means that in the population, males grow faster and live shorter than their females. In addition, this situation show that male individuals grow faster, and male individuals reach sexual maturity earlier than their females. It is also known that individuals with rapid growth characteristics are smaller than slow-growth individuals. Kipling (1983) reported that male pike fish are smaller than females and that their lifespan is shorter than that of their females. Casselman (1996) reported that females live longer in pike fish than males. Koščo (2001) stated that male individuals grew faster than females. On

the other hand, when the growth performance index values ( $\Phi'$ ) used to compare the growth of populations in different habitats are examined, it can be said that the population of Ladik Lake has developed similarly to the populations in other regions of our country (Altındağ et al., 1999; Çubuk et al., 2005). On the other hand, Windermere Lake, Kruščica Dam Lake, Baykal Lake, Trasimeno Lake and Rubikiai Lake, which are located to the north, have a higher growth rate than the population of Ladik Lake.

In this study, strong relationships between fork length and weight were determined ( $P < 0.001$ ,  $r^2 > 0.97$ ). The  $b$  values obtained in this study differ significantly from 3. This result show that the growth of pike was positive allometric growth in the Lake Ladik. The parameters of LWR highly correspond to vary studies in other habitats. But there are some differences in these parameters (Table 5). These differences are thought to be caused by the number of samples, length-weight distributions, sampling time, type of length used and ecological conditions of the environment. As a matter of fact, the length-weight relationship parameters in fish are not constant and can vary depending on factors such as nutritional adequacy, nutritional ratio, gonad development and breeding period (Bagenal & Tesch, 1978).

**Table 5.** The parameters of LWR of pike in different study areas (\*Total length)

Sex	a	b	r <sup>2</sup>	Area	Referans
All	0.00004	3.115	-	Slapton Ley Lagünü	Bregazzi ve Kennedy, 1980
Female	0.0025	3.364	0.99	Dam Lake Kesikköprü	Altındağ et al., 1999
Male	0.0062	3.101	0.99		
All	0.0357	2.690	0.99		
All	0.0034	3.233	0.99	Lake Uluabat	Çubuk et al., 2000
All	0.000006	2.996	0.97	Baikal Lake	Owens & Pronin, 2000*
Female	0.0010	3.003	0.991	Trasimeno Lake	Lorenzoni et al., 2002*
Male	0.0010	3.055	0.991		
All	0.0010	3.036	0.900		
Female	0.0033	3.27	0.951	Lake Işıklı	İlhan & Balık, 2003
Male	0.0018	3.45	0.962		
All	0.0022	3.39	0.960		
All	0.0226	2.719	0.947	Lake Çapalı	Küçük & Güçlü, 2004
Female	0.0045	3.186	0.984	Lake Işıklı	Uysal et al., 2008
Male	0.0032	3.298	0.975		
All	0.0042	3.208	0.981		
All	0.0060	3.016	0.987	Rubikiai Gölü	Žiliukienė & Žiliukas, 2010*
All	0.0051	3.056	0.990	Inland water of Belgium	Verreycken et al., 2011*
All	0.007	3.08	0.98	Anzali Wetland	Moslemi-Aqdam et al., 2017
All	0.006	3.001	0.991	Elbe River	Simon et al., 2023
Female	0.0039	3.186	0.980	Lake Ladik	This study
Male	0.0031	3.246	0.980		
All	0.0035	3.211	0.980		

The difference in the condition factor values between female and male of the same age group is not statistically significant. In general, the condition factor increased with age groups. This situation is also supported by changes in average condition factor according to length classes. In parallel with the increase in fish length, the condition value also increases. Similar findings were found in different studies (Tanyolaç, 1977; Koščo, 2001).

The comparison of the values of the condition factor in this study with the values obtained in other studies is given

in Table 6. When the table is examined, the condition of Ladik Lake samples is in great agreement with other populations. It is known that the condition factor, which reflects changes in gonad development and nutritional level in fish (Wootton, 1990), differs depending on habitat, year, season, age group, sex, sexual maturity, and reproduction period (Erkoyuncu, 1995). Doyan et al. (1988) reported that the pike fish survived at higher latitudes and the condition decreased at higher temperatures.

**Table 6.** CF values of pike in different study areas (\*Total length)

Area	Sex	CF	Referans
Lake Uluabat	Female	0.793	Çubuk, 2000
	Male	0.775	
	All	0.792	
Lake Işıklı	All	0.885	İlhan & Balık, 2003
	Female	0.842	
Lake Çapalı	Male	0.903	Küçük & Güçlü, 2004
	All	0.877	
	Female	0.832	
Lake Karamık	Male	0.802	Çubuk et al., 2005
	All	0.812	
	Female	0.900	
Lake Uluabat	Male	0.910	Erdem et al., 2007
	All	0.900	
	Female	0.863	
Lake Işıklı	Male	0.884	Uysal et al., 2008
	All	0.870	
	Female	0.870	
All regions of Croatia	All	0.636	Treer et al., 2009*
	Female	0.785	
Lake Ladik	Male	0.767	In this study
	All	0.778	

The preference of various length measures in different studies makes comparison and interpretation of the results difficult. When we look at the literature, it is seen that the fork length and total length are used in most of the studies related to the species and the standard length is used in a very small amount. On the other hand, very few studies have been given length transformations (Treer et al., 1998, Griffiths et al., 2004).

Conclusion, this study presents the first estimates of growth features traits for pike in Lake Ladik. Considering the length-weight distribution, growth parameters, length-weight relationships, and conditions factors of pike in this habitat, this species shows a good development in Lake Ladik. Also, it has been observed that female fish in the same age group develop better than males. Both sampling results and age distributions give the impression that the pike population consists mostly of young individuals. This is due to the fact that hunting activities in the lake are

aimed at larger individuals and the selectivity of the equipment used. In addition, this situation indicates that the pike population in Lake Ladik is growing overfished.

### Acknowledgements

The authors thank to A. Düzenli and S. Düzenli for their help during sampling.

### Ethical Approval

All applicable international, national, and/or institutional guidelines for the care and use of animals were followed.

### Conflicts of Interest

The authors declare that they have no conflict of interest.

### Funding Statement

This study was financially supported by Ondokuz Mayıs University (Project No: PYO. 1901.09.005).

## References

- Aksun Y. F., (1987). Karamık Gölü'nde Yaşayan Turna Balıklarının (*Esox lucius* L., 1758) Büyüme Özellikleri ve Büyüme Oranları. *Doğa Tu. Zooloji*, 11 (2), 77-86.
- Alp, A., Yeğen, V., Yağcı-Apaydın, M., Uysal, R., Biçen, E., & Yağcı, A. (2008). Diet Composition and Prey Selection of Pike, *Esox lucius*, in Çivril Lake, Turkey. *Journal of Applied Ichthyology*, 24, 670-677. <http://dx.doi.org/10.1111/j.1439-0426.2008.01119.x>
- Altındağ, A., Yiğit, S., Ahıska, S., & Özkurt, Ş. (1999). Kesikköprü Baraj Gölü'ndeki Turna (*Esox lucius* L., 1758) Balığının Büyüme Özellikleri. *Turkish Journal of Zoology*, 23 (7), 901-910. <https://journals.tubitak.gov.tr/zoology/vol23/iss7/14>
- Apaydın Yağcı, M., Yılmaz, S., Yazıcıoğlu, O., & Polat, N. (2015). The zooplankton composition of Lake Ladik (Samsun, Turkey). *Turkish Journal of Zoology*, 39, 652-659. <http://dx.doi.org/10.3906/zoo-1312-54>
- Avian, M., Specchi, M., Vanzo, S., Antonel, P., & Pizzul, E. (1998). Biology of Pike, *Esox lucius* (Esocidae), in The Lower Plain of Friuli-Venezia Giulia (North-Eastern Italy). *Italian Journal of Zoology*, 65, 247-250. <https://doi.org/10.1080/11250009809386826>
- Bagenal, T. B., & Tesch, F.W. (1978) Age and growth. In T.B. Bagenal (Eds.), *Methods for Assessment of Fish Production in Freshwaters* (pp. 101-136), Blackwell Science Publication, Oxford.
- Benzer, S., & Benzer, R. (2016). Evaluation of growth in pike (*Esox lucius* L., 1758) using traditional methods and artificial neural networks. *Applied Ecology and Environmental Research*, 14(2), 543-554. [http://dx.doi.org/10.15666/aeer/1402\\_543554](http://dx.doi.org/10.15666/aeer/1402_543554)
- Bregazzi, P. R., & Kennedy, C. R. (1980). The Biology of Pike, *Esox lucius* L., in A Southern Eutrophic Lake. *Journal of Fish Biology*, 17, 91-112. <https://doi.org/10.1111/j.1095-8649.1980.tb02745.x>
- Byström, P., Karlsson, J. A. N., Nilsson, P. E. R., Van Kooten, T., Ask, J., & Olofsson, F. (2007). Substitution of top predators: effects of pike invasion in a subarctic lake. *Freshwater Biology*, 52(7), 1271-1280. <https://doi.org/10.1111/j.1365-2427.2007.01763.x>
- Casselman J. M. (1996). Age, growth and Environmental Requirements of Pike, In: J. F. Craig (Eds.), *Pike: biology and exploitation*, (pp. 69-101). Chapman & Hall, London.
- Craig, J. F. (1996). Population Dynamics, Predation and Role in The Community. In J.F. Craig (Eds.), *Pike: biology and exploitation*, (pp. 201-2017). Chapman & Hall, London.
- Craig, J. F. (2008). A Short Review of Pike Ecology. International Pike Symposium. *Hydrobiologia*, 601, 5-16. <https://doi.org/10.1007/s10750-007-9262-3>
- Çubuk, H., Balık, İ., Uysal, R., & Özkök R. (2005). Some Biological Characteristics and The Stock Size of The Pike (*Esox lucius* L., 1758) Population in Lake Karamık (Afyon, Turkey). *Turkish Journal of Veterinary and Animal Sciences*, 29, 1025-1031. <https://journals.tubitak.gov.tr/veterinary/vol29/iss4/13>
- Çubuk, H., Balık, İ., Akyürek, M., & Özkök E. (2000). Uluabat Gölü'ndeki Turna (*Esox lucius* L., 1758) Populasyonunun Bazı Biyolojik Özelliklerinin Belirlenmesi. *SDÜ. Eğirdir Su Ürün. Fak. Dergisi*, 7, 108-118.
- Doyon, J-F., Downing, J. A., & Magnin, E. (1988). Variation in The Condition of Northern Pike *Esox lucius*. *Canadian Journal of Fisheries and Aquatic Sciences*, 45, 479-483. <https://doi.org/10.1139/f88-057>
- Epler, P., Luszczek-Trojnar, E., Socha, M., Szczerbik, P., Sokolowska-Mikolajczyk, M., & Popek, W. (2008). Growth Rate and Histological Picture of The Gonads of Pike, *Esox lucius* L., and Pikeperch, *Sander lucioperca* (L.), from The Tresna Reservoir (Lake Żywieckie). *Archives of Polish Fisheries*, 16 (2), 147-154. <https://doi.org/10.2478/s10086-008-0012-6>
- Erdem, Ü., Atasoy, E., Emre, Y., & Çelikaş, S. (2007). Apolyont (Uluabat) Gölü (Bursa-Türkiye) Turna (*Esox lucius* L., 1758) Balığının Bazı Biyolojik Özellikleri. *Türk Sucul Yaşam Dergisi*, 3-5 (5-8), 413-418.
- Erkoyuncu, İ. (1995). *Balıkçılık Biyolojisi ve Populasyon Dinamiği*. Ondokuz Mayıs Üniversitesi Yayınları No:95, Sinop.
- Gayanilo, P. C., Spare, P., & Pauly, D. (2005). FAO-ICLARM Stok Assessment Tools II (FISAT II) User's Guide, FAO Computerized Information Series (Fishries) No: 8 Revised version, Rome
- Grande, T., Laten, H., & López, J. A. (2004). Phylogenetic Relationships of Extant Esocid Species (Teleostei: Salmoniformes) Based on Morphological and Molecular Characters. *Copeia*, 2004(4), 743-757. <http://www.jstor.org/stable/1448733>

- Griffiths, R. W., Newlands, N. K., Noakes, D. L. G., & Beamish, F. W. H. (2004). Northern Pike (*Esox lucius*) Growth and Mortality in A Northern Ontario River Compared with that in Lakes: Influence of Flow. *Ecology of Freshwater Fish*, 13, 136-144. <https://doi.org/10.1111/j.1600-0633.2004.00049.x>
- İlhan, A., & Balık S. (2003). Işıklı Gölü'ndeki (Çivril-Denizli) Turna balığı (*Esox lucius* L., 1758) Populasyonunun Biyoekolojik Özelliklerinin İncelenmesi. *SDÜ. Eğirdir Su Ürün. Fak. Dergisi*, 9, 1-9.
- Karabatak, M. (1993). Akşehir Gölündeki Turna Balıklarının (*Esox lucius* L., 1758) Yaş, Boy Kompozisyonu, Ölüm Oranı ve Büyümesi. *Doğa Tr. J. of Biology*, 17, 211-226.
- Kipling, C. (1983). Changes in The Growth of Pike (*Esox lucius*) in Windermere. *Journal of Animal Ecology*, 52, 647-657. <https://www.jstor.org/stable/4578>
- Koščo, J. (2001). Age and Growth of Pike (*Esox lucius* L.) in Irrigation Canals of The East Slovakian Lowland. *Czech Journal of Animal Science*, 46 (1), 34-40.
- Kovalchuk, O.M., Wilson, M.V.H., & Grande, T. (2017). A review of Neogene and Quaternary pikes of southeastern Europe and a new species from the early Pleistocene of Nogaïsk, Ukraine. *Acta Palaeontologica Polonica*, 62 (1), 121-135. <https://doi.org/10.4202/app.00311.2016>
- Küçük, F., & Güçlü, S. S. (2004). Çapalı Gölündeki (Afyon-Isparta) Turna Balığı (*Esox lucius* L.,1758) Populasyonunun Büyüme ve Beslenme Özellikleri. *Süleyman Demirel üniversitesi Eğirdir Su Ürünleri Fakültesi Dergisi*, 2 (2), 32-38.
- Lorenzoni, M., Corboli, M., Dörr, A. J. M., Mearelli, M., & Giovanazzo, G. (2002). The Growth of Pike (*Esox lucius* L., 1758) in Lake Trasimeno (Umbria, Italy). *Fisheries Research*, 59, 239-246. [https://doi.org/10.1016/S0165-7836\(02\)00013-9](https://doi.org/10.1016/S0165-7836(02)00013-9)
- Margenau, T. L., Rasmussen, P. W., & Kampa, J. M. (1998). Factors Affecting Growth of Northern Pike in Small Northern Wisconsin Lakes. *North American Journal of Fisheries Management*, 18, 625-639. [https://doi.org/10.1577/1548-8675\(1998\)018<0625:FAGONP>2.0.CO;2](https://doi.org/10.1577/1548-8675(1998)018<0625:FAGONP>2.0.CO;2)
- Milardi, M., Lappalainen, L., & Juntunen, T., (2014). Variation in length, girth and weight of large northern pikes (*Esox lucius*) in Finland. *Annales Zoologici Fennici*, 51(3), 335-339. <https://www.jstor.org/stable/43923428>
- Moslemi-Aqdam, M., Imanpour Namin, J., Sattari, M., Lappalainen, J., & Olin, M. (2017). Demographic variables and stock status of pike, *Esox lucius*, in the commercial fishery in the Anzali Wetland (SW Caspian Sea) near the southern limits of its distribution range. *Aquatic Living Resources*, 30: 3. <https://doi.org/10.1051/alr/2017002>
- Munro, J.L., & Pauly, D. (1983). A simple method for comparing growth of fishes and invertebrates. *ICLARM Fishbyte*, 1(1), 5-6.
- Neuman, R. M., Willis, D. W., & Sammons, S., (1994). Seasonal Growth of Northern Pike (*Esox lucius*) in A South Dakota Glacial Lake. *Journal of Freshwater Ecology*, 9 (3), 191-196. <https://doi.org/10.1080/02705060.1994.9664886>
- Owens, R. W., & Pronin N. M. (2000). Age and Growth of Pike (*Esox lucius*) in Chivyrkui Bay, Lake Baikal. *Journal of Great Lakes Research*, 26 (2), 164-173. [https://doi.org/10.1016/S0380-1330\(00\)70683-6](https://doi.org/10.1016/S0380-1330(00)70683-6)
- Persson L., Bertolo A., & De Roos A. M. (2006). Temporal Stability in Size Distributions and Growth Rates of Three *Esox lucius* L. Populations A Result of Cannibalism? *Journal of Fish Biology*, 69, 461-472. <https://doi.org/10.1111/j.1095-8649.2006.01113.x>
- Ricker, W. E. (1975). Computation and interpretation of biological statistics of fish populations. *Fish. Res. Board Can. Bull.*, 191, 1-382.
- Roche, W., Grady, O. M., & Bracken J. J. (1999). Some characteristics of pike *Esox lucius* L. population in an Irish reservoir. *Hydrobiologia*, 392, 217-223. <https://doi.org/10.1023/A:1003645515987>
- Simon, J., Lewin, W-C., & Fladung, E. (2023). Length-weight relations for 19 freshwater fish species (Actinopterygii) from the lowland Elbe River, Germany. *Acta Ichthyologica et Piscatoria*, 53, 129-135. <https://doi.org/10.3897/aiep.53.107199>
- Sparre, P., & Venema S. C. (1998). *Introduction to Tropical Fish Stock Assessment*, FAO Fisheries Technical Paper Part 1 Manual, No: 306, 1, Rev. 2, Rome.
- Tanyolaç, J. (1977). Some Biometric Characters and Length-Weight Relationship of Northern Pike, *Esox lucius* Linnaeus, From Lake Akşehir, Konya. *Fen Fakültesi Tebliğler Dergisi*, 21, 15-24.
- Treer, T., Habeković, D., Safner, R., Aničić, I., & Kolak, A. (1998). Growth of Pike (*Esox lucius* L.) in Croatian Reservoir Kruščica. *Ribarstvo*, 56 (3), 85-90.



- Treer, T., Piria, M., & Šprem N. (2009). The relationship between condition and form factors of freshwater fishes of Croatia. *Journal of Applied Ichthyology*, 25, 608-610. <https://doi.org/10.1111/j.1439-0426.2009.01266.x>
- Uysal, R., Yağcı-Apaydın, M., Yeğen, V., Alp, A., & Yağcı, A. (2008). Işıklı Gölü'ndeki (Çivril-Denizli) Turna (*Esox lucius* L., 1758) Populasyonunun Büyüme Özellikleri. *E.U. Journal of Fisheries & Aquatic Sciences*, 25 (4), 259-265.
- Verreycken, H., Van Thuyne, G., & Belpaire, C. (2011). Length-Weight Relationships of 40 Freshwater Fish Species from Two Decades of Monitoring in Flanders (Belgium). *Journal of Applied Ichthyology*, 27, 1416-1421. <https://doi.org/10.1111/j.1439-0426.2011.01815.x>
- Wootton R. J., 1990. *Ecology of Teleost Fishes*, Chapman & Hall, London.
- Yazıcıoğlu, O., Polat, N., & Yılmaz, S. (2016). Ladik Gölü (Samsun)'nde yaşayan turna balığı (*Esox lucius* L., 1758)'nda yaş tayini için farklı kemiksi yapıların değerlendirilmesi. *Journal of Limnology and Freshwater Fisheries Research*. 2(3), 165-171. <http://dx.doi.org/10.17216/LimnoFish.279725>
- Yazıcıoğlu, O., Polat, N., & Yılmaz, S. (2018). Feeding biology of pike, *Esox lucius* L., 1758 inhabiting Lake Ladik, Turkey. *Turkish Journal of Fisheries and Aquatic Sciences*, 18(10), 1215-1226. [https://doi.org/10.4194/1303-2712-v18\\_10\\_08](https://doi.org/10.4194/1303-2712-v18_10_08)
- Zar, J. H. (1999). *Biostatistical Analysis*. 3th ed., Prentice-Hall, Englewood Cliffs.
- Žiliukienė, V., & Žiliukas, V. (2010). Growth of pike *Esox lucius* L. in Lake Rubikiai (Lithuania). *Journal of Applied Ichthyology*, 26, 898-903. <https://doi.org/10.1111/j.1439-0426.2010.01517.x>